

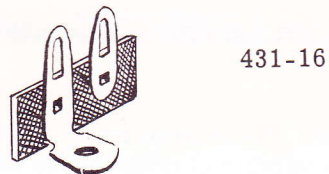
*At least 100K Ω (resistance varies with charge on filter condenser C7.)
 Voltage and resistance readings taken with a Heathkit Model V-7A VTVM (chassis ground).
 Line voltage 117V. All condensers in MFD. All resistors 1/2 watt.

SCHEMATIC
HEATHKIT VISUAL-AURAL
SIGNAL TRACER
MODEL T-4

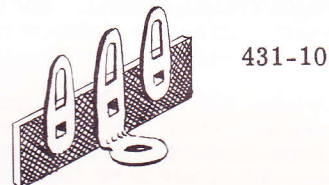
<u>PART No.</u>	<u>PARTS Per Kit</u>	<u>DESCRIPTION</u>
Resistors		
1-4	1	330 ohm 1/2 w. resistor (orange-orange-brown)
1-9	1	1 K ohm 1/2 w. resistor (brown-black-red)
1-20	1	10 K ohm 1/2 w. resistor (brown-black-orange)
1-25	1	47 K ohm 1/2 w. resistor (yellow-violet-orange)
1-31	4	330 K ohm 1/2 w. resistor (orange-orange-yellow)
1-35	1	1 megohm 1/2 w. resistor (brown-black-green)
1-38	1	3.3 megohm 1/2 w. resistor (orange-orange-green)
1-60	2	68 K ohm 1/2 w. resistor (blue-grey-orange)

Condensers		
21-14	4	.001 ceramic condenser
21-27	3	.005 ceramic condenser
23-34	1	.01 tubular condenser 400 v.
25-65	1	50/50 - 150 v. + 20 - 25 v. 3 lug twist prong condenser

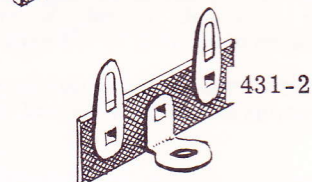
Tubes-Diodes-Rectifiers		
56-4	1	Crystal diode
57-13	1	Selenium rectifier 50 MA
411-26	1	12AX7 tube
411-30	1	1629 tube
411-111	1	12CA5 tube



431-16



431-10



431-2

Terminal Strips-Sockets-Binding Posts		
75-17	10	Insulator bushing
75-22	1	Terminal board
427-2	5	Binding post base
431-2	1	2 lug terminal strip
431-10	1	3 lug terminal strip
431-16	1	2 lug terminal strip
434-15	1	7 pin wafer tube socket
434-31	1	8 pin octal tube socket
434-77	1	9 pin wafer tube socket with center ground
100-M16B	2	Binding post cap, black
100-M16R	3	Binding post cap, red

Wire-Sleeving		
89-1	1	AC line cord
340-2	1	Length bare wire
341-1	1	Length black test lead
341-2	1	Length red test lead
343-2	1	Length RG58U Coax.
344-1	1	Length hookup wire
345-1	1	Length braid
346-1	1	Length 1/16 sleeving
347-1	1	Length 8 wire cable

Controls-Switches		
10-67	1	1 meg control
60-1	2	SPST slide switch
60-7	1	SPDT slide switch small button
63-145	1	2 position rotary switch 1 wafer

<u>PART</u> <u>No.</u>	<u>PARTS</u> <u>Per Kit</u>	<u>DESCRIPTION</u>
Cabinet-Chassis-Speaker		
90-26	1	Cabinet, aluminum
209-10	1	Speaker grill
211-4	1	Handle
401-21	1	3 1/2" speaker
200-M150	1	Chassis
203-143F188	1	Front panel
204-M150	1	Tube mounting bracket
Hardware		
208-2	1	Spring clip
250-1	4	2-56 self tapping screw
250-2	4	3-48 x 5/16 RHMS
250-8	2	#6 sheet metal screw
250-18	2	8-32 RHMS
250-25	2	4-40 x 5/32 small BHMS
250-31	1	6-32 short RHMS
250-83	2	#10 sheet metal screw
250-89	16	6-32 x 3/8 BHMS
252-1	4	3-48 nut
252-3	21	6-32 nut
252-4	2	8-32 nut
252-7	2	3-8 control nut
252-22	2	Speed nut
253-10	2	Nickel control washer
253-27	4	5-32 flat washer
254-1	16	#6 lockwasher
254-2	2	#8 lockwasher
254-4	1	3/8 control lockwasher
259-1	6	Solder lug
259-10	2	Control solder lug
438-13	2	Banana plug
477-3	1	Solderless phone tip
481-2	1	Condenser mounting wafer 3 prong
Miscellaneous		
51-31	1	Transformer, output
54-64	1	Transformer, power
70-5	1	Black nylon sleeve
70-6	1	Red nylon sleeve
73-1	2	3/8 grommet
260-1	3	Alligator clip
261-1	4	Rubber feet
390-40	1	Label
462-19	2	Skirted knob
476-11	1	Probe body for switch
595-189	1	Manual
459-M2	1	Red probe end
459-M3	1	Black probe end